

SOORTENKENNIS

M041

2017-2018

“SOORTNAAM”



“Beuk”

“SOORTNAAM”




“Haagbeuk”

“SOORTNA



“Noorse esdoorn”

“SO




“Gewone esdoorn”


“SOORF



Tafel 18.



“Spaanse aak”



“Europese Iork”



“Grove den”



“Fijnspar”




“Jeneverbes”

“C”




“Tamme kastanje”





“SOORTNAAM”



“Witte paardenkastanje”






“Amerikaanse eik”



Zomereik



Tilia ulmifolia Scop.

W. Müller and Net

Linde

ETI • HIFN



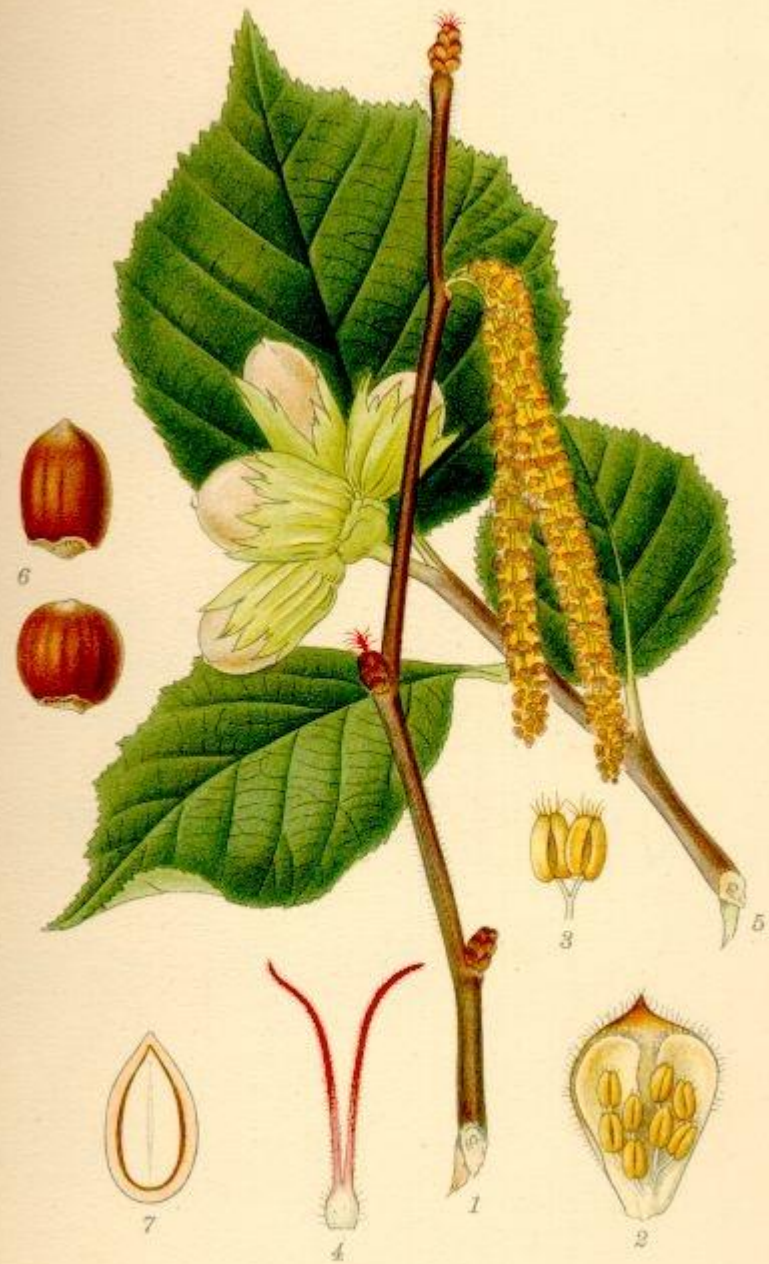
A. Masclef, 1891

“Zwarte els”




“Ruwe berk”

“SOORTNAAM”



HASSEL, *CORYLUS AVELLANA* L.


“Hazelaar





“Hulst”



“Amerikaans krentenboompje”







“Vogelkers”

“SOORTNAAM”




“Plataan”






“Schietwilg”

“SOORTNA







“Zwarte populier”






“Gewone vlier”





“Gelderse roos”



“Sporkehout/vuilboom”

OORTNAAM”



“Wilde liguster”



“Duindoorn”



BLAUWE BOSBES




ADELAARSVAREN

- HOOFDFOTO



GROENE SPECHT





ZWARTE SPECHT

■ HOO



KLIMOP

- HOOFDFOTO



“DUINRIET”



KLEINE BRANDNETEL



GROTE BRANDNETEL



HOP



HAAS

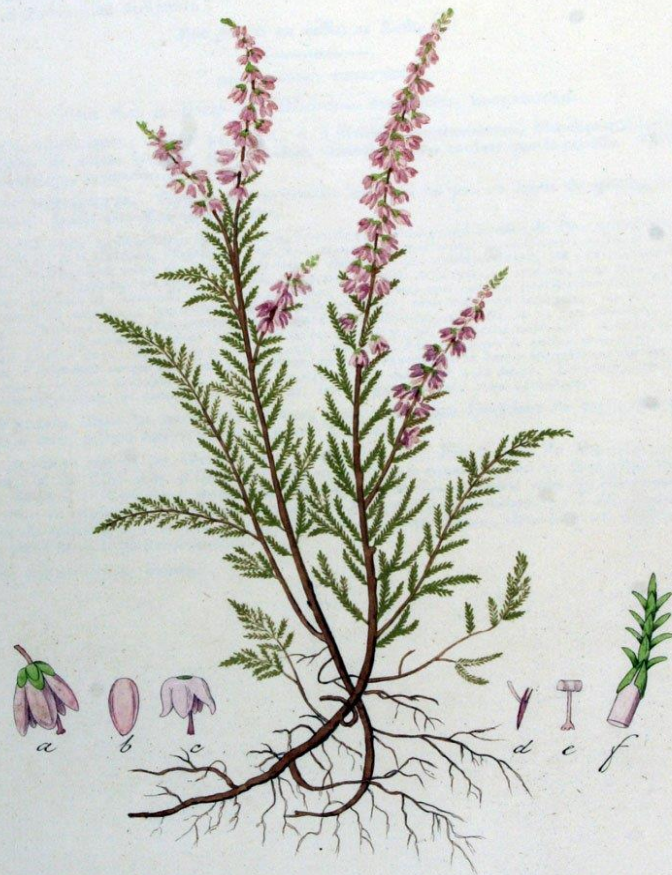


KONIJN



Erica Tetralix ^b ♂.

DOPHEIDE



Erica vulgaris, 597.

STRUIKHEI



GROTE WEEGBREE



SMALLE WEEGBREE



AKKERDISTEL

- HOOFDFOTO



SPEERDISTEL



ECHTE KAMILLE

■ HOOFDFOOTO



GEWOON DUIZENDBLAD

■ HOOFDFOTO



Schaalhoorn

The background features a vertical gradient from light green at the top to dark blue at the bottom. It is decorated with faint, semi-transparent technical diagrams. On the right side, there are two circular gauges with numerical scales (0 to 210) and arrows. On the left and bottom, there are dashed circular paths with arrows indicating direction.




The background is a blue gradient with faint technical diagrams and circular patterns. On the right side, there are several circular diagrams with concentric lines and arrows, resembling a gauge or a technical drawing. The word "Haring" is centered in a large, black, sans-serif font.

Haring



Blaaswier

The background features a vertical gradient from light green at the top to dark blue at the bottom. It is decorated with faint, semi-transparent technical diagrams. On the right side, there is a large circular gauge with a scale from 80 to 210 and a needle pointing towards 180. Below it is a smaller circular diagram with concentric lines and arrows. In the bottom left corner, there is another circular diagram with dashed lines and arrows. The overall aesthetic is clean and technical.



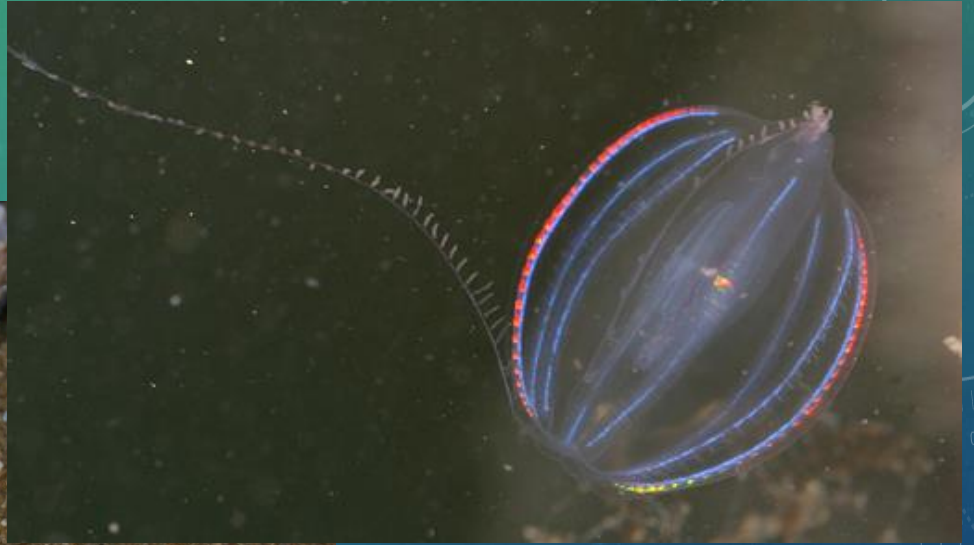
Hondshaai

The background features a vertical gradient from light green at the top to dark blue at the bottom. It is decorated with faint, semi-transparent technical diagrams. On the right side, there is a large circular gauge with numerical markings from 0 to 210 and an arrow pointing upwards. Below it is another circular diagram with concentric lines and an arrow. In the bottom left corner, there is a dashed circular arrow pointing left. The overall aesthetic is clean and modern, suggesting a technical or scientific theme.



Paardenanemoon

The background features a vertical gradient from light green at the top to dark blue at the bottom. It is decorated with faint, semi-transparent technical diagrams, including circular gauges with numerical scales (e.g., 100, 120, 140, 160, 180, 200) and arrows. A pattern of small, light blue star-like specks is scattered across the entire background.



Zeedruiifje

The background features a vertical gradient from light green at the top to dark blue at the bottom. It is decorated with faint, semi-transparent circular patterns and a large, detailed circular scale on the right side. The scale has numerical markings from 0 to 210 in increments of 10, with an arrow pointing counter-clockwise. There are also smaller circular elements with arrows in the bottom-left and top-left corners.




Knotswier

The background features a vertical gradient from light green at the top to dark blue at the bottom. It is decorated with faint, semi-transparent technical diagrams. On the right side, there are several circular gauges or dials with numerical scales (e.g., 0, 80, 100, 120, 140, 160, 170, 180, 190, 200) and arrows. Some of these diagrams include dashed lines and concentric circles, suggesting a technical or scientific theme.





Gewone oester



Gewone alikruik

The background features a vertical gradient from light green at the top to dark blue at the bottom. It is decorated with faint, semi-transparent technical diagrams, including circular gauges with numerical scales (e.g., 100, 120, 140, 160, 180, 200) and arrows, suggesting a scientific or engineering context.




Grote bonte specht

The background features a gradient from teal to dark blue, overlaid with a pattern of small white stars. On the right side, there are several technical diagrams: a large circular gauge with numerical markings from 0 to 210 and an arrow pointing left; a smaller circular gauge with markings from 0 to 100 and an arrow pointing right; and a dashed circular arrow pointing clockwise. In the bottom left corner, there is a partial view of a circular arrow pointing counter-clockwise.



Kabeljauw

The background features a vertical gradient from light green at the top to dark blue at the bottom. It is decorated with faint, semi-transparent technical diagrams. On the right side, there are two circular gauges or scales with numerical markings (0, 80, 90, 100, 110, 120, 130, 140, 150, 160, 170, 180, 190, 200) and arrows. At the bottom left, there are dashed circular lines with arrows indicating a clockwise direction.



Schol





Oorkwal



Asgrauwe keverslak





Purperslak

The background features a vertical gradient from light green at the top to dark blue at the bottom. It is decorated with faint, semi-transparent circular patterns and a large, detailed circular scale on the right side. The scale has numerical markings from 80 to 210 and includes concentric circles and arrows, suggesting a technical or scientific theme.




Strandkrab

The background features a blue-to-green gradient with a starry, particle-like texture. On the right side, there are several technical diagrams: a large circular gauge with numerical markings from 0 to 210, a smaller circular gauge with markings from 0 to 100, and a dashed circular arrow diagram. On the left side, there is a partial view of a circular arrow diagram.






Japanese oester




BOERENWORMKRUID






SINT-JANSKRUID




JACOBSKRUISKRUID



BEZEMKRUISKRUID




GRASKLOKJE



BOSANEMOON

(ANEMONE NEMOROSA)





SPEENKRUID





WITTE KLAVERZURING

DUIZENDPOOT (LITHOBIUS FORFICATUS)



DUIZENDPOOT



PISSEBED



DAGPAUWOOG



KLEINE VOS



©www.natuurkieker.nl



CITROENVLINDER




KENMERKEN VINGERHOEDSKRUID



VLASBEKJE




GEWONE VLIER






WILDE KAMPERFOELIE





DASLOOK



LELIETJE VAN DALEN




HELM





GEWONE BERENKLAUW.



REUZENBEREKLAUW.



GEWONE ENGELWORTEL.



WILDE PEEN.

■ H



AALSCHOLVER



KLEINE ZONNEDAUW



RONDE ZONNEDAUW



KLOKJESGENTIAAN



PIJPENSTROOTJE


■ HOOFDFOOTO



© LIDY POOT




SCHERPE BOTERBLOEM



■ HOOFDRE




EGELBOTERBLOEM



■ HOOFDFOOTO




DOTTERBLOEM




■ HOOFDFOOTO




KRUIPENDE BOTERBLOEM






SLANKE SLEUTELBLOEM





GULDEN SLEUTELBLOEM





REGENWORM



SCHAPENZURING



VELDZURING



RODE/BEHAARDE BOSMIER